



保良局世德小學

Po Leung Kuk Castar Primary School

Together may we
give our children the
roots to grow
and the wings
to fly.



We focus on our core Values

C 創意
Creativity

A 接納
Acceptance

S 自信
Self-confidence

T 才能
Talent

A 成就
Achievement

R 責任
Responsibility

Course Book: Lighthouse for Hong Kong

Book 1 & Book 2



Read Write Inc. Phonics

校本英語讀寫課程:

課程主要以由教授英語語音作基礎, 延伸至拼讀及串字

課程特色:

- (1) 一般語音(phonics)教學課程, 只停留於發音練習, 此課程特色在於訓練學生掌握語音之餘, 還延伸至連音(blending)練習, 學生從而能拼讀及串寫詞彙。
- (2) 在這學習過程中, 學生能增強英語詞彙能力 (word power), 寫作能力也會有明顯進步。
- (3) 學生運用已掌握之拼讀串寫能力, 從閱讀圖書中實踐, 提升學生對閱讀英語文章的信心。

RWI Phonics

PWS

PSW 01

Po Leung Kuk Castar Primary School

Phonics Worksheets

Speed Sounds Set 1

Name: _____ ()

Class: P 1 ()

Ditty

Read Write Inc.
PHONICS

I can jump

Pack 1 Ditty Book 1
Illustrated by Tim Archbold
Series developed by Ruth Miskin

OXFORD
14 (C) (1/14)
ISBN 978 0 19 274 111 1

Pack 1 Ditty Book 1
Illustrated by Tim Archbold
Series developed by Ruth Miskin

Pack 1 Ditty Book 1
Illustrated by Tim Archbold
Series developed by Ruth Miskin

Pack 1 Ditty Book 1
Illustrated by Tim Archbold
Series developed by Ruth Miskin

RWI Phonics

Speech
sounds

Decoding

Encoding



RWI Phonics

Speech sounds

 <p>Bounce: a-a-a-apple Handwrite: Round the apple, down the leaf</p>	 <p>Bounce: b-b-b-boot Handwrite: Down the laces to the heel, round the toe</p>	 <p>Bounce: c-c-c-caterpillar Handwrite: Curl around the caterpillar</p>	 <p>Bounce: d-d-d-dinosaur Handwrite: Round his bottom, up his tail neck, down to his feet</p>	 <p>Bounce: e-e-e-egg Handwrite: Lift off the top and scoop out the egg</p>	 <p>Stretch: ffff-flower Handwrite: Down the stem and draw the leaves</p>	 <p>Bounce: g-g-g-girl Handwrite: Round her face, down her hair and give her a curl</p>	 <p>Bounce: h-h-h-horse Handwrite: Down the head to the hooves and over his back</p>
 <p>Bounce: i-i-i-insect Handwrite: Down the body, dot for the head</p>	 <p>Bounce: j-j-j-jack-in-a-box Handwrite: down his body curl and dot</p>	 <p>Bounce: k-k-k-k-kangaroo Handwrite: Down the kangaroo's body, tail and leg</p>	 <p>Stretch: llllll-lilling Handwrite: Down the long leg</p>	 <p>Stretch: mmm-mountain Handwrite: Maise, mountain, mountain</p>	 <p>Stretch: nnn-net Handwrite: Down Nobby, over his net</p>	 <p>Bounce: o-o-o-orange Handwrite: All around the orange</p>	 <p>Bounce: p-p-p-pirate Handwrite: Down the plait and over the pirate's face</p>
 <p>Bounce: q-q-q-queen Handwrite: Round her head, up past her earrings and down her hair</p>	 <p>Stretch: rrrrrat Handwrite: Down his back, then curl over his arm</p>	 <p>Stretch: sssssnake Handwrite: Slither down the snake</p>	 <p>Bounce: t-t-t-tower Handwrite: Down the tower, across the tower</p>	 <p>Bounce: u-u-u-umbrella Handwrite: Down and under, up to the top and draw the puddle</p>	 <p>Stretch: vvv-vulture Handwrite: Down a wing, up a wing</p>	 <p>Bounce: w-w-w-worm Handwrite: Down, up, down, up</p>	 <p>Bounce: x-x-x-exercise Handwrite: Down the arm and leg and repeat the other side</p>
 <p>Bounce: y-y-y-yak Handwrite: Down a horn up a horn and under his head</p>	 <p>Stretch: zzzzzip Handwrite: Zig-zag-zig</p>	 <p>Stretch: cckck I-shak I-shak shak, shak, wick, tick, blak, lak, pick</p>	 <p>Stretch: thhhh A thing on a string thap, thap, thap, thap, thap, thap, thap, thap, thap, thap</p>	 <p>Stretch: shhhh The princess in the tower is rescued by the horse Sh-rags, shhhshhhshhh</p>	 <p>Stretch: chhhh Shhh says the horse to the hissing snake</p>	 <p>Bounce: ch-ck-choot The horse sneezes when the caterpillar's hairs get up his nose</p>	



Bounce: c-c-c-caterpillar
Handwrite: Curl around the caterpillar

RWI Phonics

Consonants: stretchy

f	l	m	n	r	s	v	z	sh	th	ng
										nk

Consonants: bouncy

b	c	d	g	h	j	p	qu	t	w	x	y	ch
	k											

Vowels: bouncy

a	e	i	o	u	ay	ee	igh	ow
---	---	---	---	---	----	----	-----	----

Vowels: stretchy

Vowels: stretchy

oo	oo	ar	or	air	ir	ou	oy
----	----	----	----	-----	----	----	----

Speech sounds

RWI Phonics

Decoding

sad

Encoding

mat



Self-learning

Set One Sound (m, a, s, d, t) PowerLesson 2

課前 課中 課後

時段: 2020-08-26 至 2020-09-02

Instruction

指示

開始學習前，請先點擊左上角藍色色條內的三條白線 ，以確保看到左面活動欄的學習活動：

This lesson shows the pronunciation of the sound of m, a, s, d and t.
Parents are recommended to revise the sounds with your child at home.

未命名分頁內容

未命名分頁內容

按此編輯.....

教學內容:

- 影片
- 聲音
- 網頁
- 檔案

PowerLesson



2019-20年度主題：活出正向，與快樂同行。

最新消息

重要訊息：

有關「購買新學年課本、補充練習、校服及領取簿冊和退款等安排」，學校已發出電子通告公布詳情，敬請家長依據通告所列日期、時段及注意事項到校辦理。

最新影片




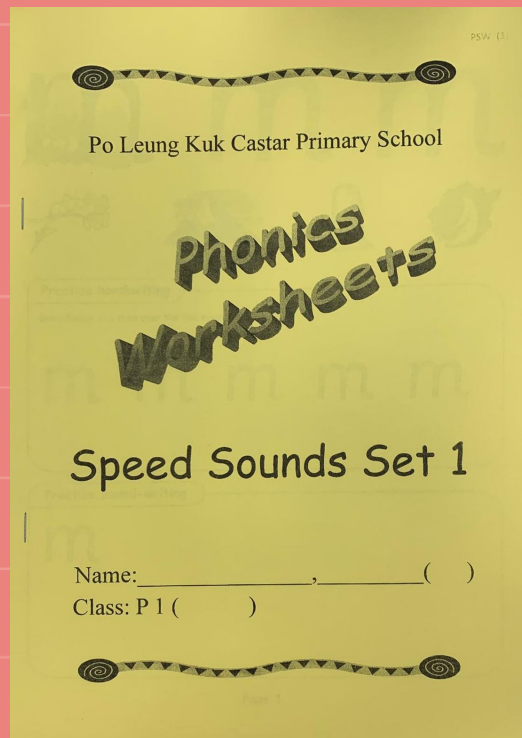
Castar String Orchestra



Useful Website

- [Oxford Owl: Phonics](#)
- [Castar Sunshine](#)
- [PEEGS Approved Proposal](#)
- [E-readers](#)
- [British council](#)
- [Children Storybooks](#)
- [Fun Brain](#)
- [BBC - CBeebies](#)


School-based curriculum




Textbook (Lighthouse)




Textbook (TX)




Listening



Reading Comprehension (RC)




Vocabulary Power Bank (VB)




Ditty




Integrated Worksheets (IWS)



Phonics WS (PWS)



Writing task (WT)





Literacy Programme

NET lessons

Literacy Program (LP)

Focus:

Develop 4 strands

(focus on reading)

Space Town

Hear We Go P1

Black Cat Chant



Black Cat, Black Cat

Yellow Duck, Yellow

Black Cat, Black C

Green Frog, Green I

Black Cat, Black C

Red Hen, Red H



Rainbow Song



Red and yellow and pink and green
Orange and purple and blue

I can sing a rainbow,
sing a rainbow,
sing a rainbow too.

yellow and pink and green
orange and purple and blue
I can sing a rainbow,
sing a rainbow,
sing a rainbow too.




Grandpa, Grandpa,
what can you see?



I can see a black cat,
a gold fish,
a green frog,
a yellow duck,
a blue snake,
a grey goose,

Stories, songs & chants

Shared Reading




Day

STEAM, positive education

PLK Castar Primary School LPWS (2)

The Three Little Pigs



Name: _____ ()

Class: 1()

Animal Group: _____
Yellow Duck / Green Frog / Blue Snake / Red Hen




Day

STEAM, positive education

PLK Castar Primary School LPWS (1)

What can you see?



Name: _____ ()

Class: P1()


Group: _____
Miffy / Minions / Dikachu / Doraemon / Super Mario

Today is Monday
Sunday / Monday / Tuesday / Wednesday / Thursday / Friday / Saturday

What Colour Animal Can You See?

Mix two colours together to make a new colour.

For example: black and white makes grey



yellow and blue makes green

arson _____, arson _____, what can you see?

can see a green dog looking at me.

12


You followed the steps correctly and your work is very neat. Fantastic job! ★

Today is Wednesday
Sunday / Monday / Tuesday / Wednesday / Thursday / Friday / Saturday


What Colour Animal Can You See?

Mix two colours together to make a new colour.

For example: black and white makes grey



yellow and blue makes green




1. Draw your favourite animal.
2. Colour your animal using the new colour that you made.

Sylvia _____, Sylvia _____, what can you see?

can see a green cat looking at me.

12

Fantastic work! You followed the steps correctly.



Types of assessments

Formative Assessments

✓ Reading ✓ Writing
✓ Grammar ✓ Dictation
✓ Listening ✓ Speaking



Excellent



Good



Medium

PowerLesson

PLK Castar Primary School Class: P.1 ()
 2021-2022 2nd Term Name: _____ ()
 Speaking Task Date: _____

A. Here is a story about Bobby's birthday gift. Study the picture and answer the following questions.



Picture 1

- > Where are Bobby and his parents?
- > What are they doing?

Picture 2

- > (Point to the boy holding the football) How does Bobby feel? Why?

Picture 3

- > (Point to the boy in the red T-shirt) What is Bobby doing?
- > (Point to the man in the blue sweater) What is Bobby's father saying?

Parents' Feedback

You are able to	Excellent	Good	Need improvement
provide answers to most of the questions.			
Tell more details to some of the questions			
respond to most of the questions naturally and readily			

Parents' signature: _____

B. Now, practice to tell a story about Bobby and upload your presentation on PowerLesson in week 23.

Here are some hints for the presentation.

Good morning / Good afternoon / Good evening, teacher and classmates

I am going to tell you a story. This is Bobby. He _____

On Bobby's birthday, _____

The next day, _____

Thank you.

Then upload your video on PowerLesson at <Sp

Remember:

1. Show the picture in front of the camera.
2. Show your face and look at the camera when y

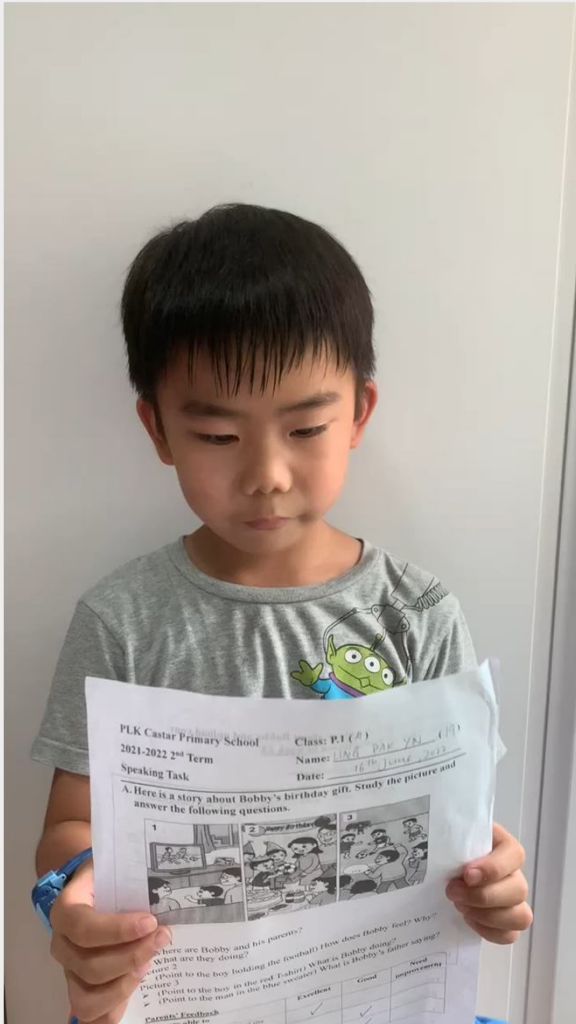
提交詳情

已提交: 26 / 31

#	班別學號	學生	狀況	檔案數目	提交時間	分數
1	P1A - 1	陳熙晨	未提交	-	-	-
2	P1A - 2	陳芯斌	已提交	1	2 個月前	
老師評語: Well done, Keely. Your story is well told with clear pronunciation.						
3	P1A - 3	周廷雅	已提交	1	1 個月前	
老師評語: Good try, Mavis. I enjoy your story, but remember to make eye contact with us.						
4	P1A - 4	周廷瑞	已提交	1	1 個月前	
老師評語: Good try, Maris. I can see you putting effort in it. Your story is finally, almost fluently and clearly, done.						
5	P1A - 5	鄭蕊姪	已提交	1	1 個月前	
老師評語: Well done, Gloria. Your story is well told with clear pronunciation. I especially like your ending.						
6	P1A - 6	蔡耀輝	已提交	1	2 個月前	
老師評語: Good try, Brian. I enjoy your story but you can try to read more clearly with some more practice.						
7	P1A - 7	方芷悠	已提交	1	1 個月前	

Speaking Task (2nd term)

Student's performance



呈交詳情

凌栢然 (P1A - 19)

總分: -

< 老師評語:

Well done, Jaxton! Your story is well told with clear pronunciation and intonation.

ios_video_20220618191840.MOV



hello

MY NAME IS

Chan Tai Man, John

Thank you!

